


Full Report (Employer Survey)

Explore the data behind your survey responses. Gain a better perspective of your survey data and uncover insights for further planning.

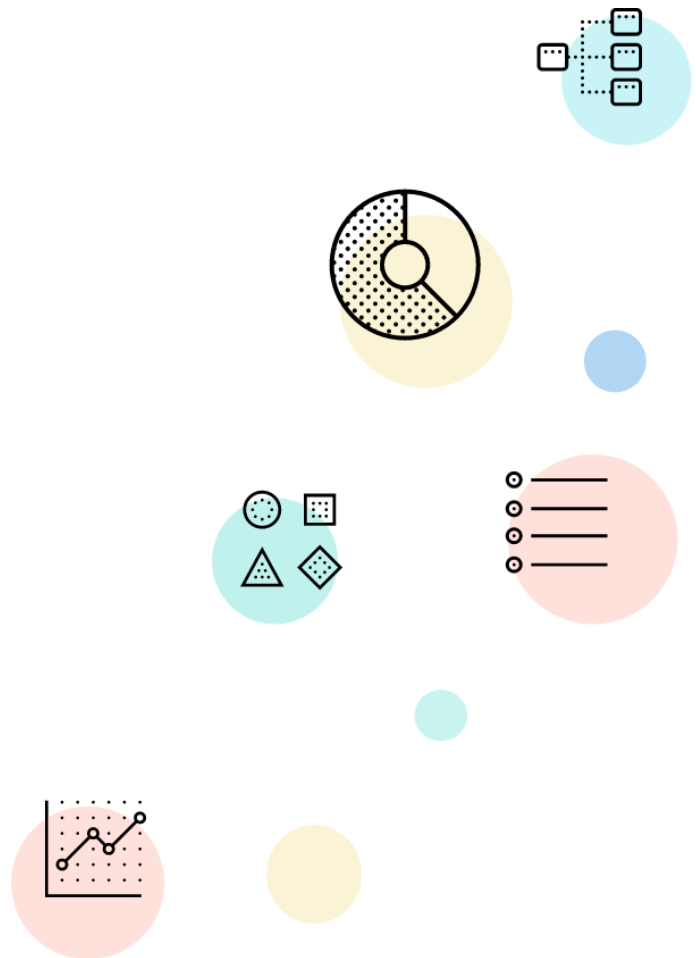
 Visited
372

 Started
169

 Avg. Time to Complete
6m

 Completed
106

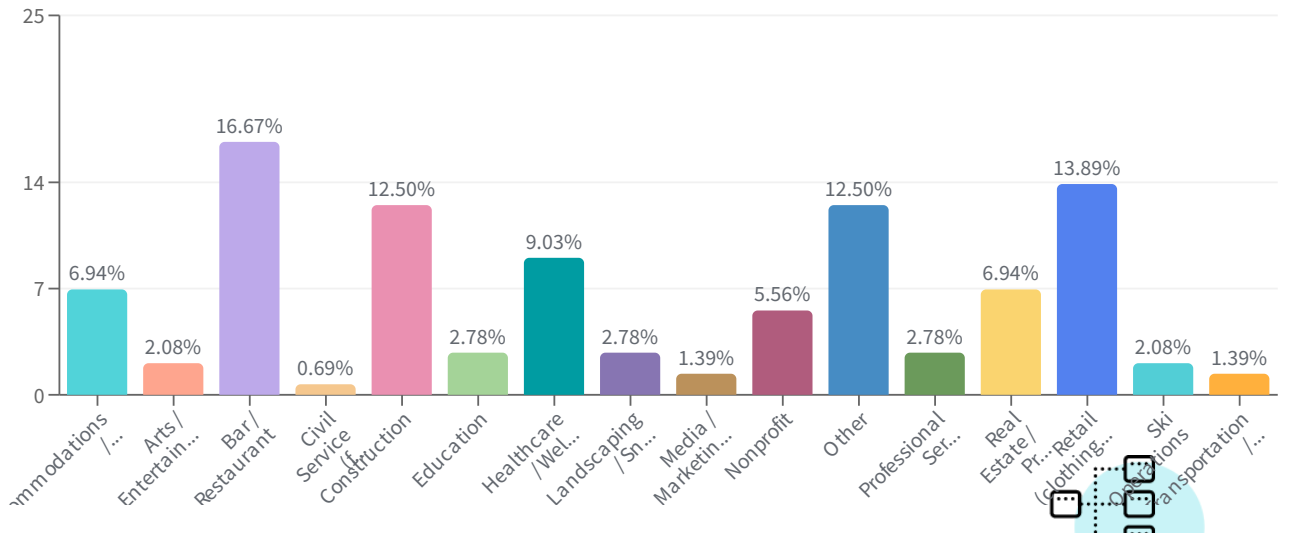
 Completion Rate
62.72%



QUESTION 02 | DROPDOWN

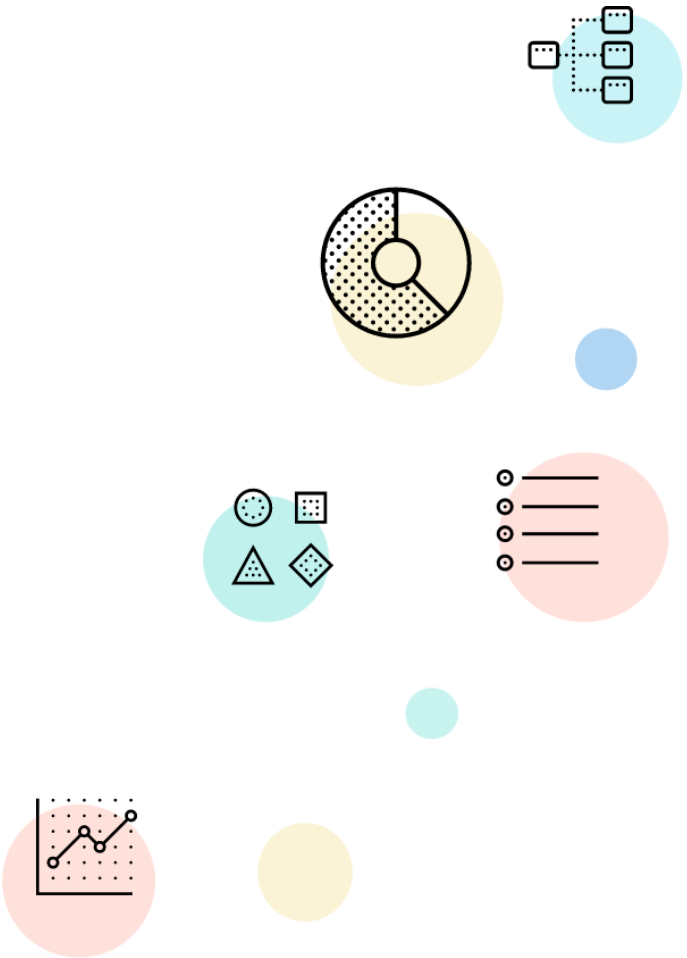
What industry is your business?

Answered: **144** Skipped: **13**



ANSWER CHOICES	RESPONSES	RESPONSE PERCENTAGE
Accommodations / Lodging	10	6.94%
Arts / Entertainment	3	2.08%
Bar / Restaurant	24	16.67%
Civil Service (fire, sheriff)	1	0.69%
Construction	18	12.50%
Education	4	2.78%
Healthcare / Wellness	13	9.03%
Landscaping / Snow Removal	4	2.78%
Media / Marketing	2	1.39%
Nonprofit	8	5.56%

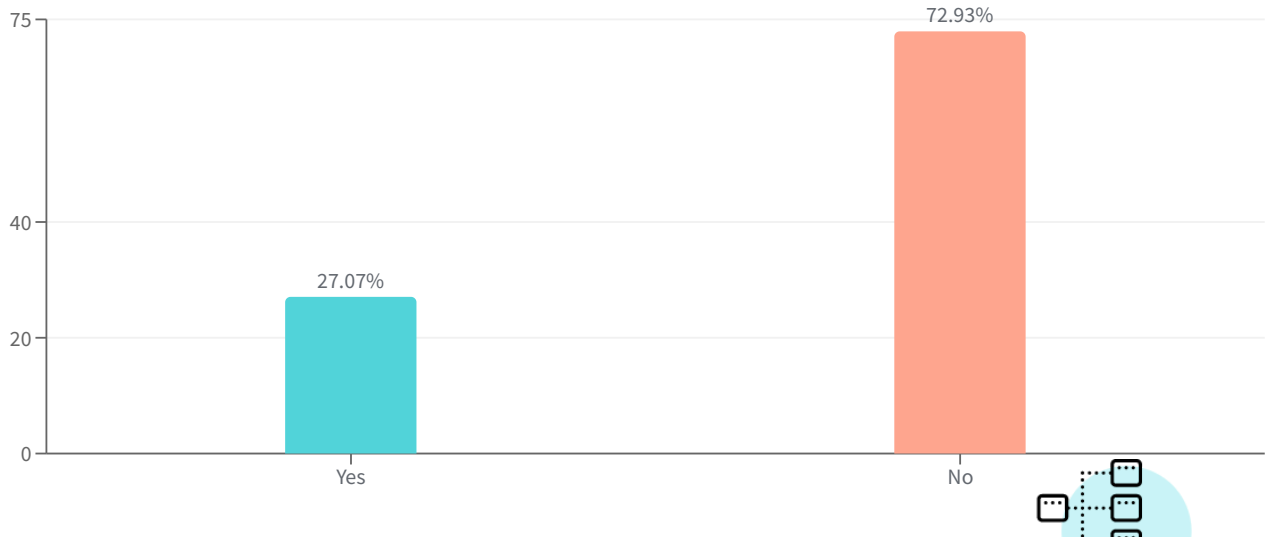
ANSWER CHOICES ▾	RESPONSES ▾	RESPONSE PERCENTAGE ▾
Other	18	12.50%
Professional Services (legal, architect, engineering)	4	2.78%
Real Estate / Property Management	10	6.94%
Retail (clothing, recreation, grocery, etc.)	20	13.89%
Ski Operations	3	2.08%
Transportation / Utilities	2	1.39%



QUESTION 07 | YES OR NO

Do you have all the staff you need?

Answered: **133** Skipped: **11**



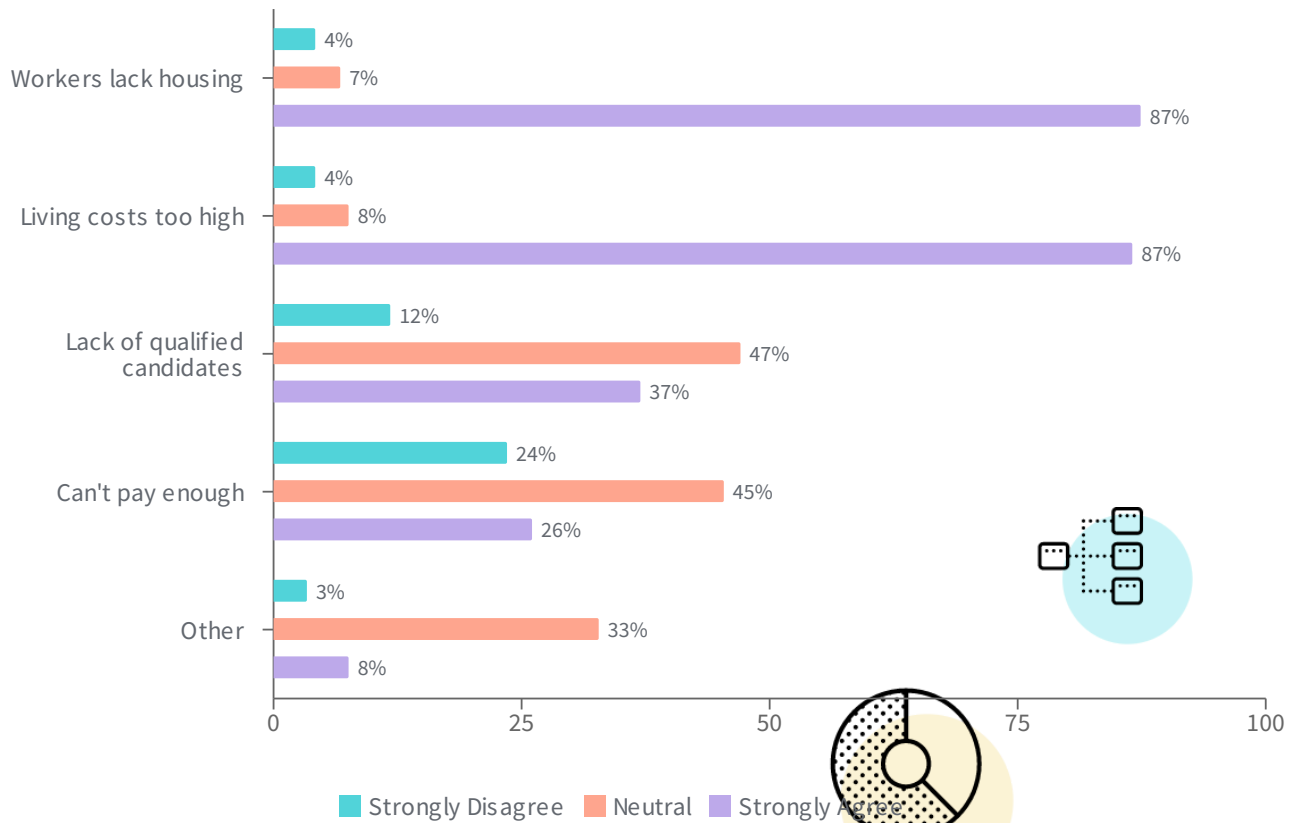
ANSWER CHOICES	RESPONSES	RESPONSE PERCENTAGE
Yes	36	27.07%
No	97	72.93%



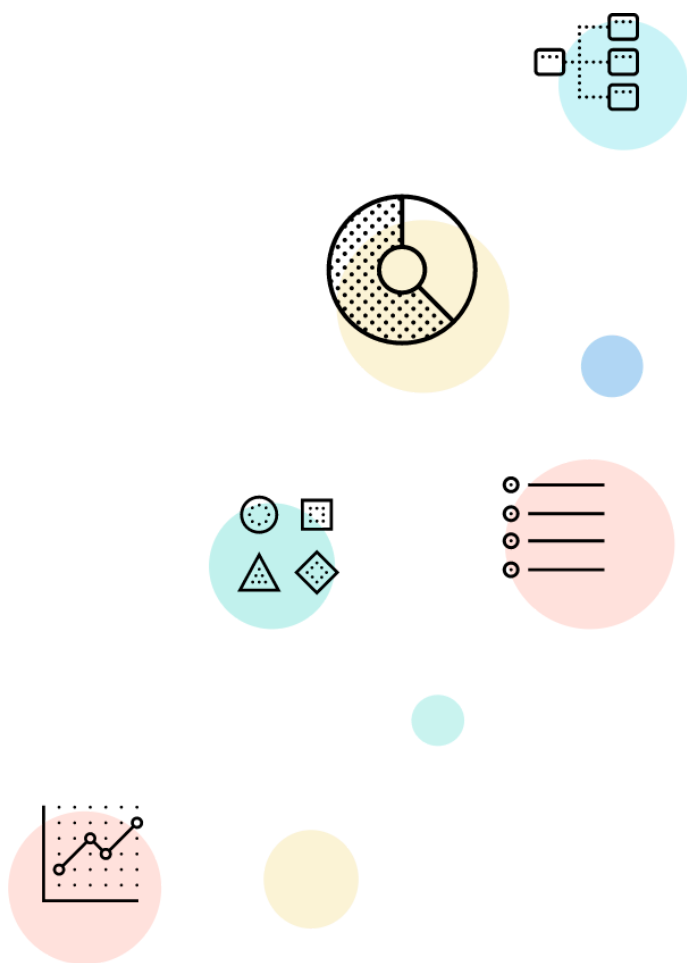
QUESTION 09 | MATRIX

What are the reasons for your staff shortage?

Answered: 119 Skipped: 19



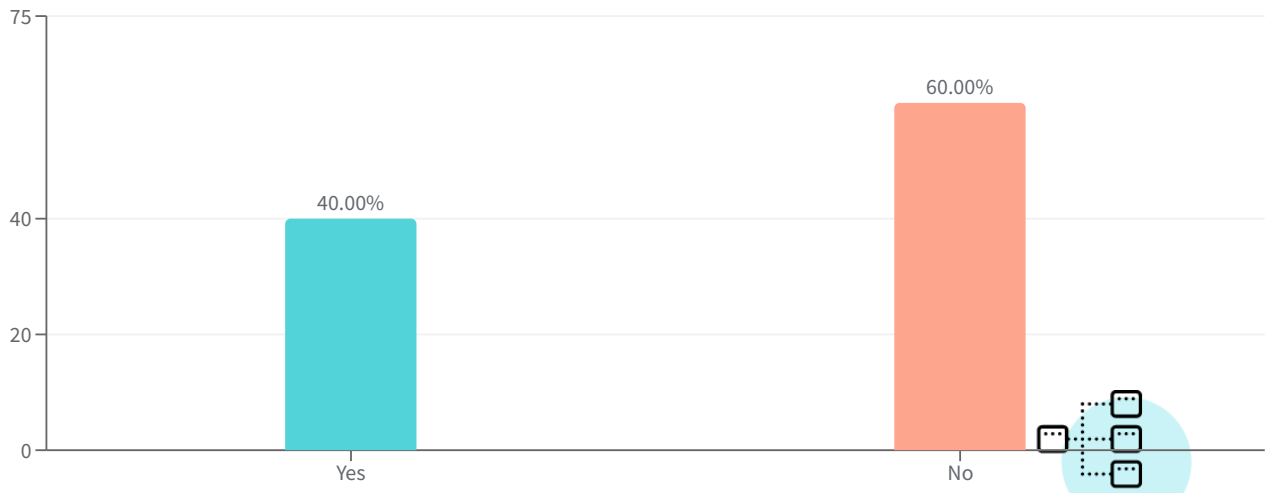
	STRONGLY DISAGREE	NEUTRAL	STRONGLY AGREE
Workers lack housing	5 (4.20%)	8 (6.72%)	104 (87.39%)
Living costs too high	5 (4.20%)	9 (7.56%)	103 (86.55%)
Lack of qualified candidates	14 (11.76%)	56 (47.06%)	44 (36.97%)
Can't pay enough	28 (23.53%)	54 (45.38%)	31 (26.05%)
Other	4 (3.36%)	39 (32.77%)	9 (7.56%)
Total	56 (9.41%)	166 (27.90%)	291 (48.91%)



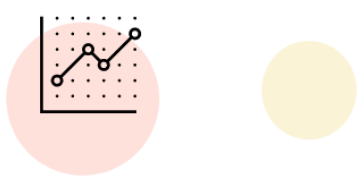

QUESTION 10 | YES OR NO

Do you currently provide housing assistance for any of your employees?

Answered: 125 Skipped: 10



ANSWER CHOICES	RESPONSES	RESPONSE PERCENTAGE
Yes	50	40.00%
No	75	60.00%

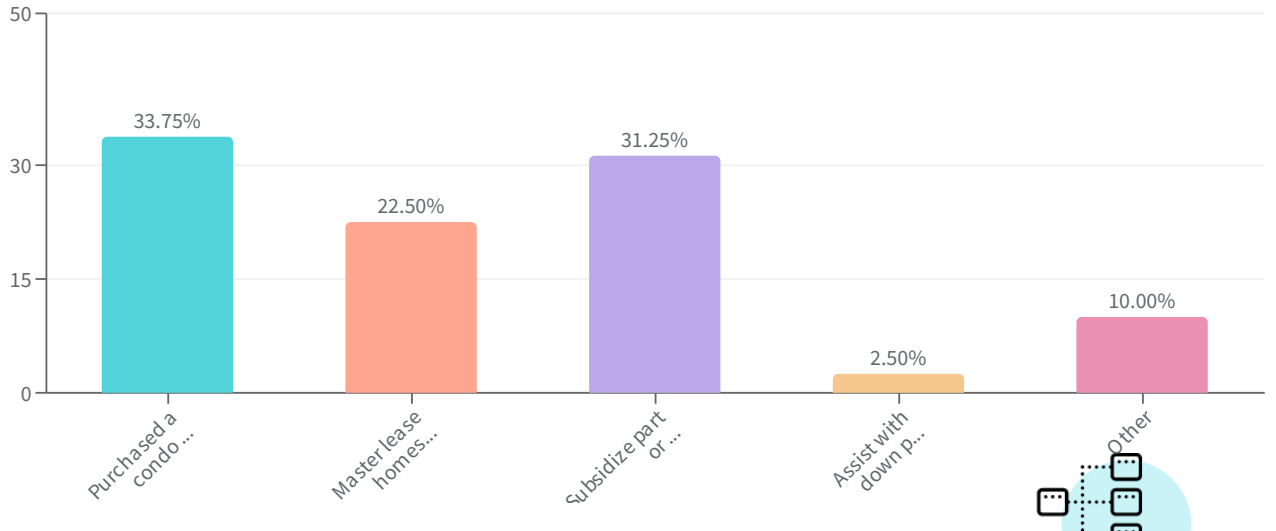


QUESTION 11 | MULTIPLE CHOICE

Select which type of housing assistance you provide.

Please choose all that apply.

Answered: 50 Skipped: 1



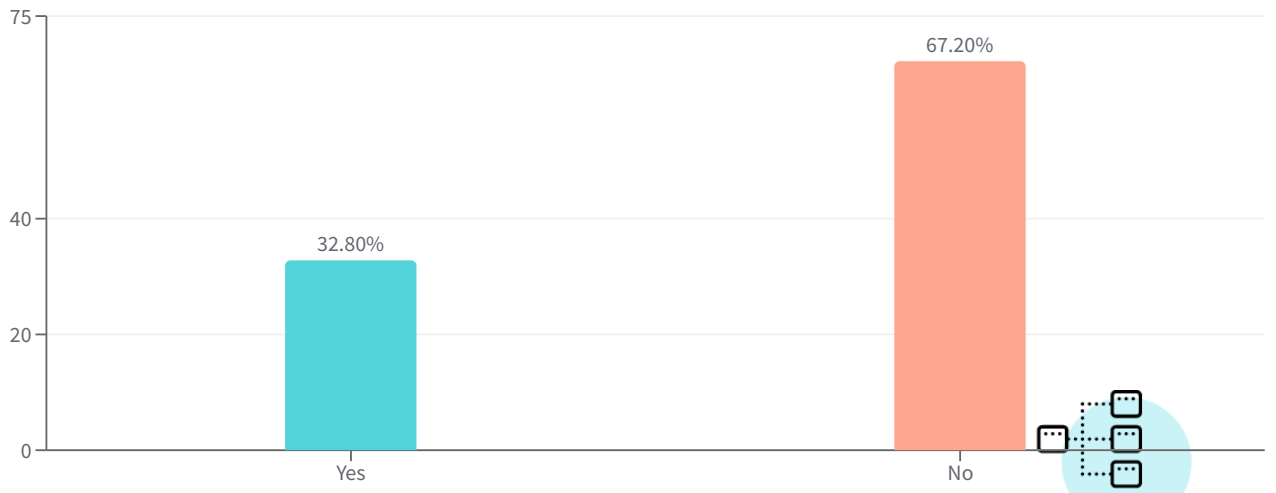
ANSWER CHOICES	RESPONSES	RESPONSE PERCENTAGE
Purchased a condo or home for employees to reside	27	33.75%
Master lease homes or condos for employees	18	22.50%
Subsidize part or all of employees' rent	25	31.25%
Assist with down payment for home purchase	2	2.50%
Other	8	10.00%




QUESTION 12 | YES OR NO

Do you currently provide commuter assistance to any of your employees?

Answered: 125 Skipped: 9



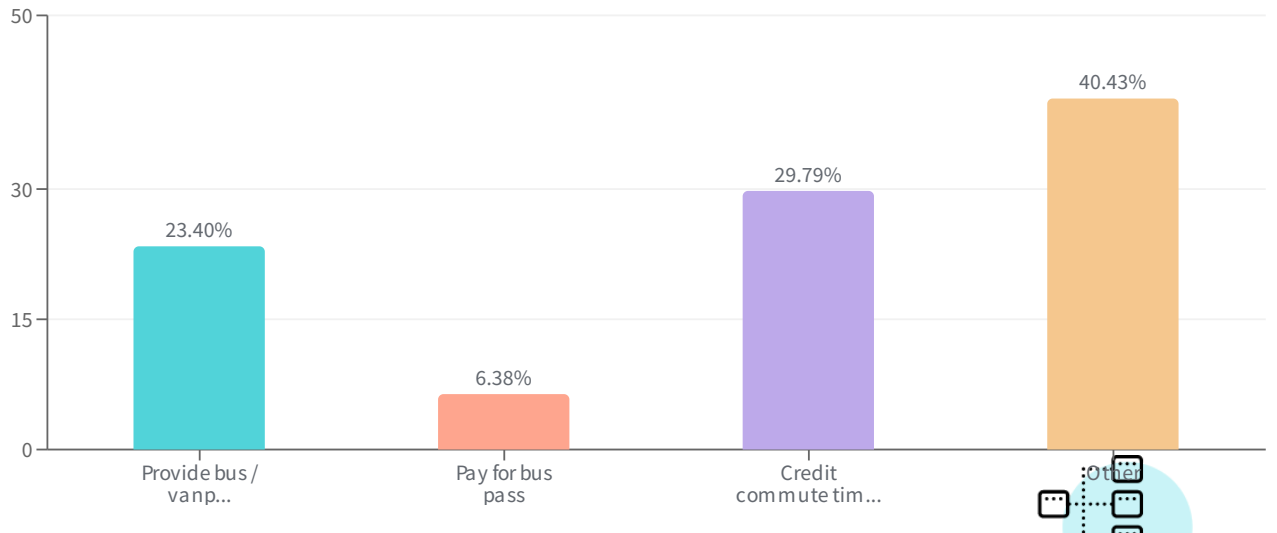
ANSWER CHOICES	RESPONSES	RESPONSE PERCENTAGE
Yes	41	32.80%
No	84	67.20%



QUESTION 13 | MULTIPLE CHOICE

Select all commuter assistance you currently provide.

Answered: 42 Skipped: 1



ANSWER CHOICES	RESPONSES	RESPONSE PERCENTAGE
Provide bus / vanpool service	11	23.40%
Pay for bus pass	3	6.38%
Credit commute time in paid work time	14	29.79%
Other	19	40.43%

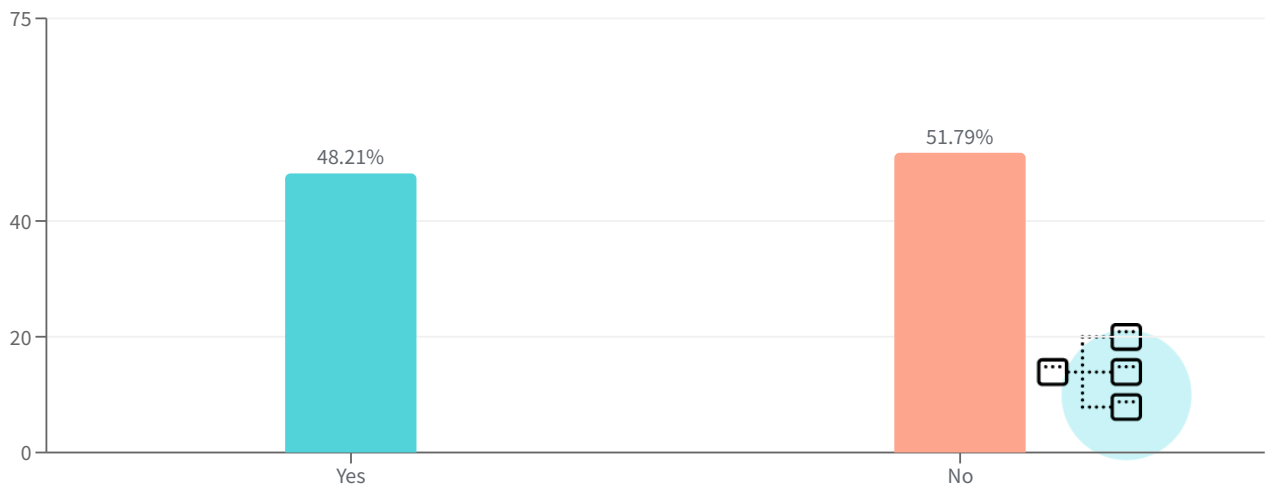


QUESTION 20 | YES OR NO

Would your business be interested in master leasing bedrooms in shared living suites (ie dorm rooms)?

Conditions: One-year lease; business responsible for paying rent and security deposit; tenants must be employed full-time. Each bedrooms has two beds with locking dressers and closets; share a livingroom and kitchen with 3 or 4 other bedrooms. Probable availability Winter 2022.

Answered: **112** Skipped: **9**



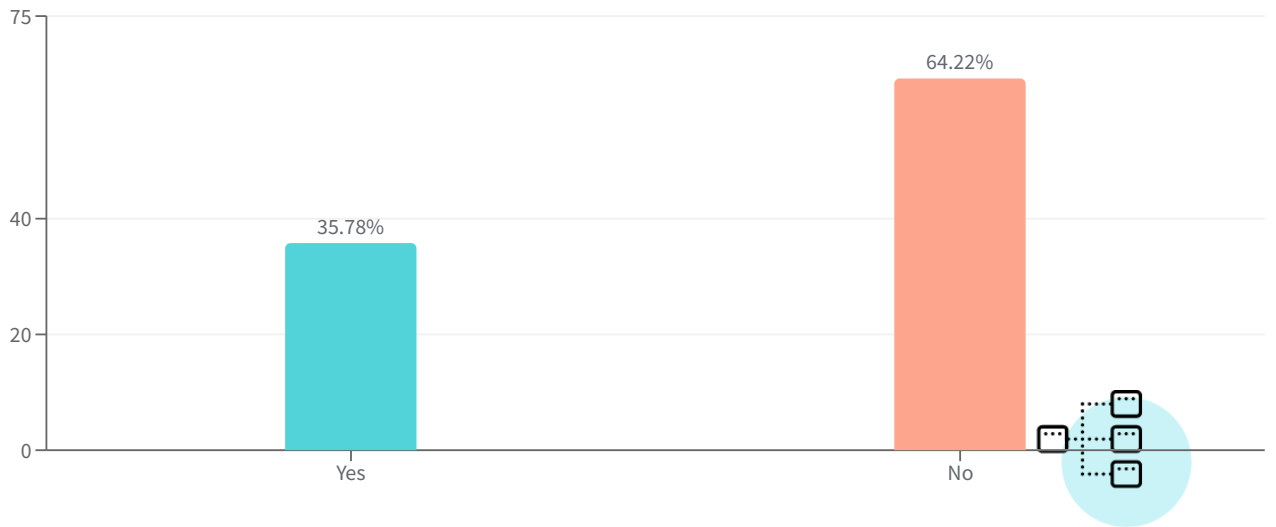
ANSWER CHOICES	RESPONSES	RESPONSE PERCENTAGE
Yes	54	48.21%
No	58	51.79%

QUESTION 23 | YES OR NO


As the employer, do YOU personally wish to make changes/improvements to your own living situation?

If you select YES, please also fill out the employee survey so we can understand your needs.

Answered: 109 Skipped: 8



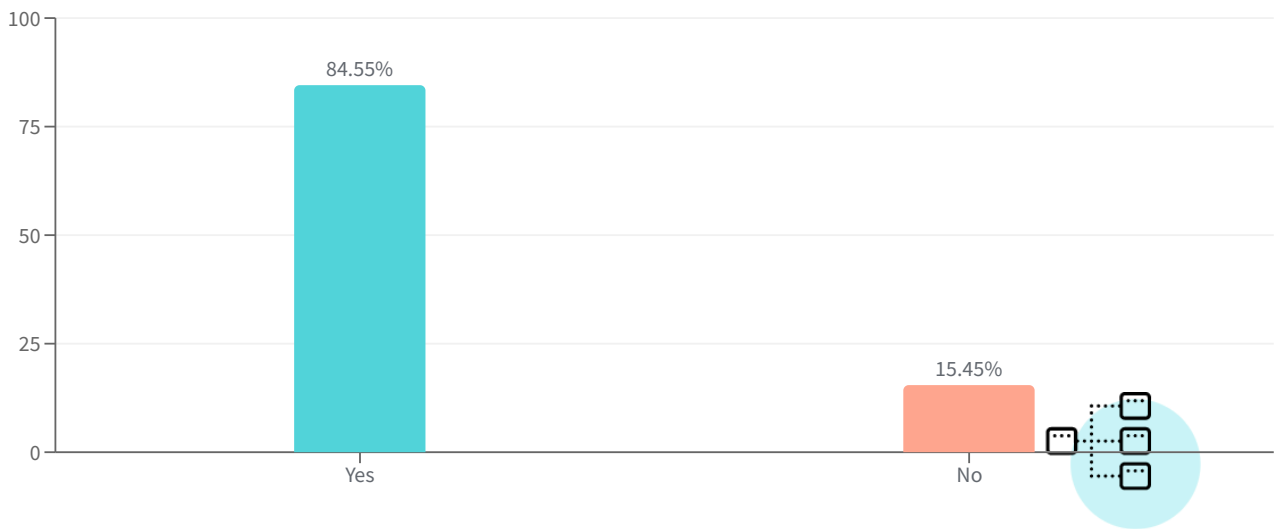
ANSWER CHOICES	RESPONSES	RESPONSE PERCENTAGE
Yes	39	35.78%
No	70	64.22%




QUESTION 24 | YES OR NO

Are you familiar with BSCHT's RENT LOCAL program, which incentivizes condo owners to rent to local workers long term?

Answered: 110 Skipped: 6



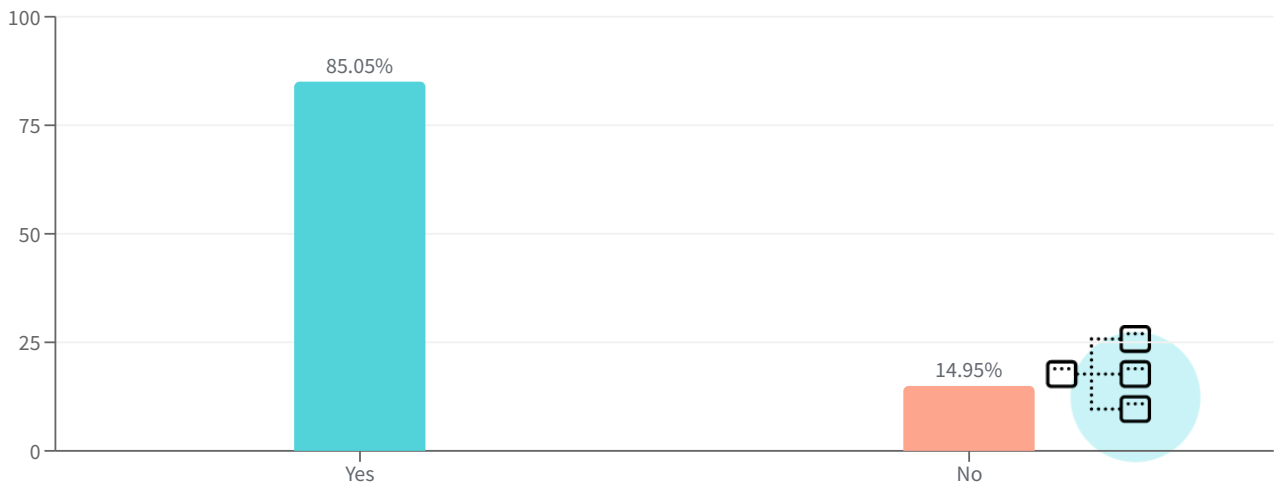
ANSWER CHOICES	RESPONSES	RESPONSE PERCENTAGE
Yes	93	84.55%
No	17	15.45%



QUESTION 26 | YES OR NO

Would you be interested in attending a one hour presentation about current and planned housing initiatives for local workers?

Answered: **107** Skipped: **2**



ANSWER CHOICES	RESPONSES	RESPONSE PERCENTAGE
Yes	91	85.05%
No	16	14.95%

