


FULL REPORT (Employee Survey)

Explore the data behind your survey responses. Gain a better perspective of your survey data and uncover insights for further planning.

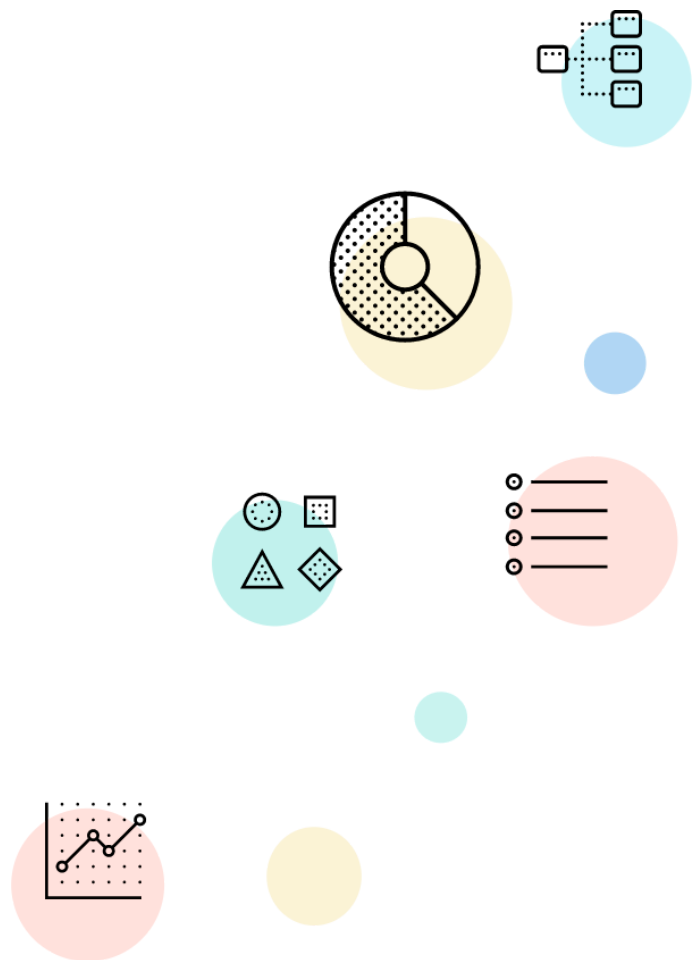
 Visited
1636

 Started
645

 Avg. Time to Complete
9m

 Completed
645

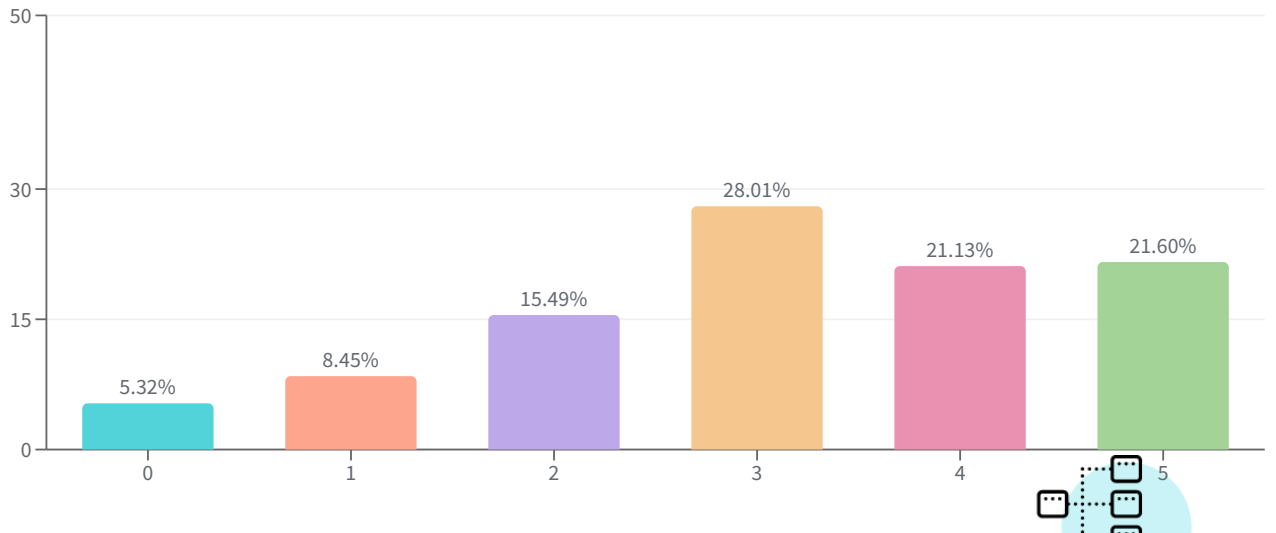
 Completion Rate
100.00%



QUESTION 02 | OPINION SCALE

How satisfied are you with your current living situation?

Answered: 639 Skipped: 6



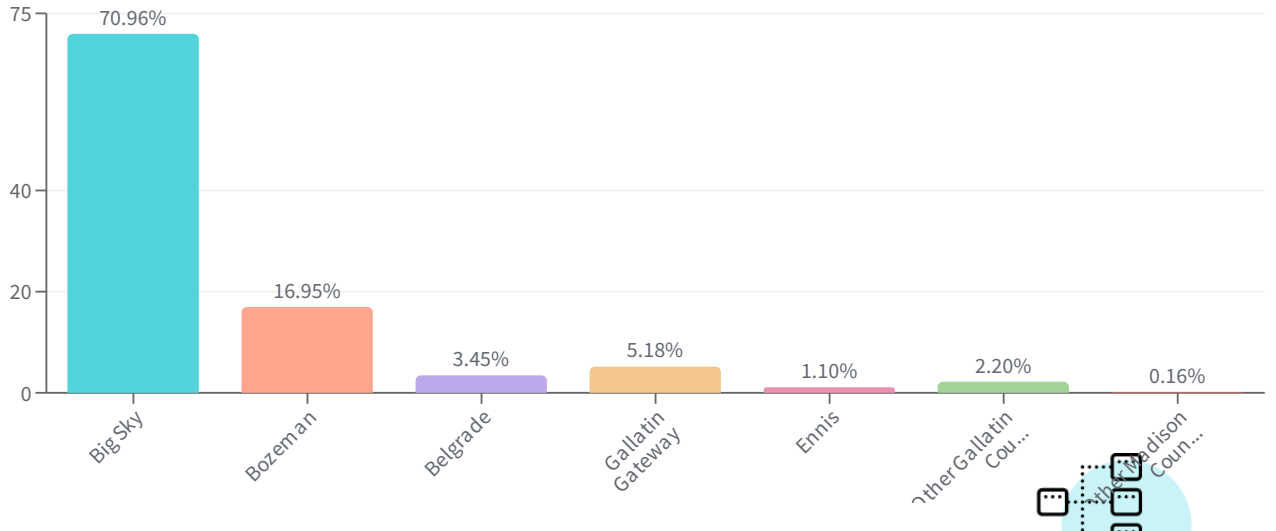
ANSWER CHOICES	RESPONSES	RESPONSE PERCENTAGE
0	34	5.32%
1	54	8.45%
2	99	15.49%
3	179	28.01%
4	135	21.13%
5	138	21.60%



QUESTION 03 | MULTIPLE CHOICE

Where do you currently live?

Answered: 637 Skipped: 8

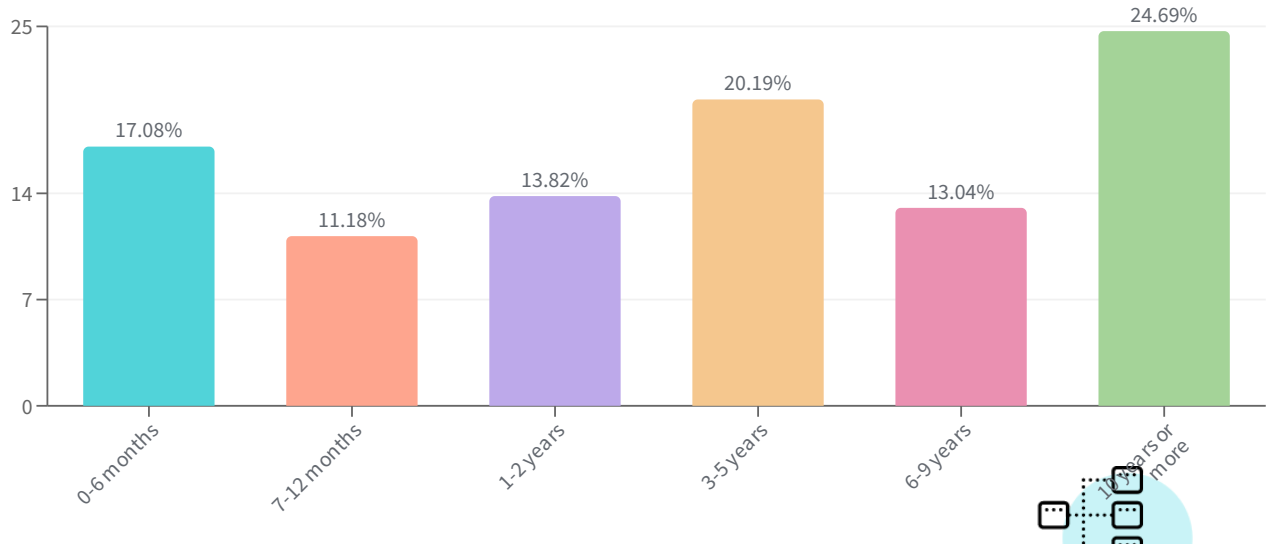


ANSWER CHOICES	RESPONSES	RESPONSE PERCENTAGE
Big Sky	452	70.96%
Bozeman	108	16.95%
Belgrade	22	3.45%
Gallatin Gateway	33	5.18%
Ennis	7	1.10%
Other Gallatin County	14	2.20%
Other Madison County	1	0.16%

QUESTION 04 | MULTIPLE CHOICE

How long have you been living in the area?

Answered: 644 Skipped: 0



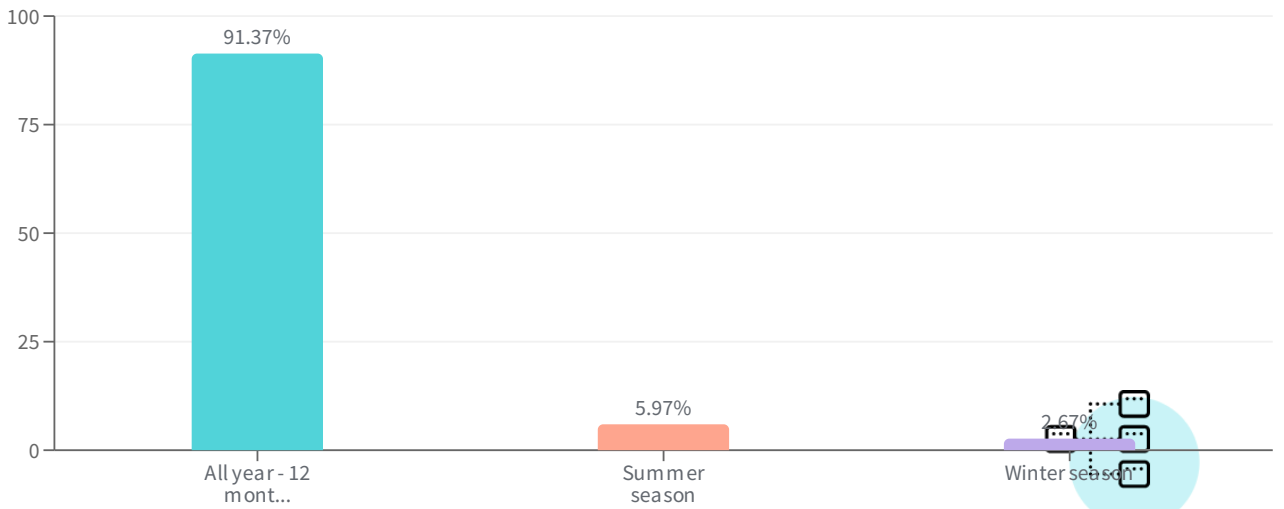
ANSWER CHOICES	RESPONSES	RESPONSE PERCENTAGE
0-6 months	110	17.08%
7-12 months	72	11.18%
1-2 years	89	13.82%
3-5 years	130	20.19%
6-9 years	84	13.04%
10 years or more	159	24.69%



QUESTION 05 | MULTIPLE CHOICE

How many months per year do you typically reside in the area?

Answered: 637 Skipped: 8

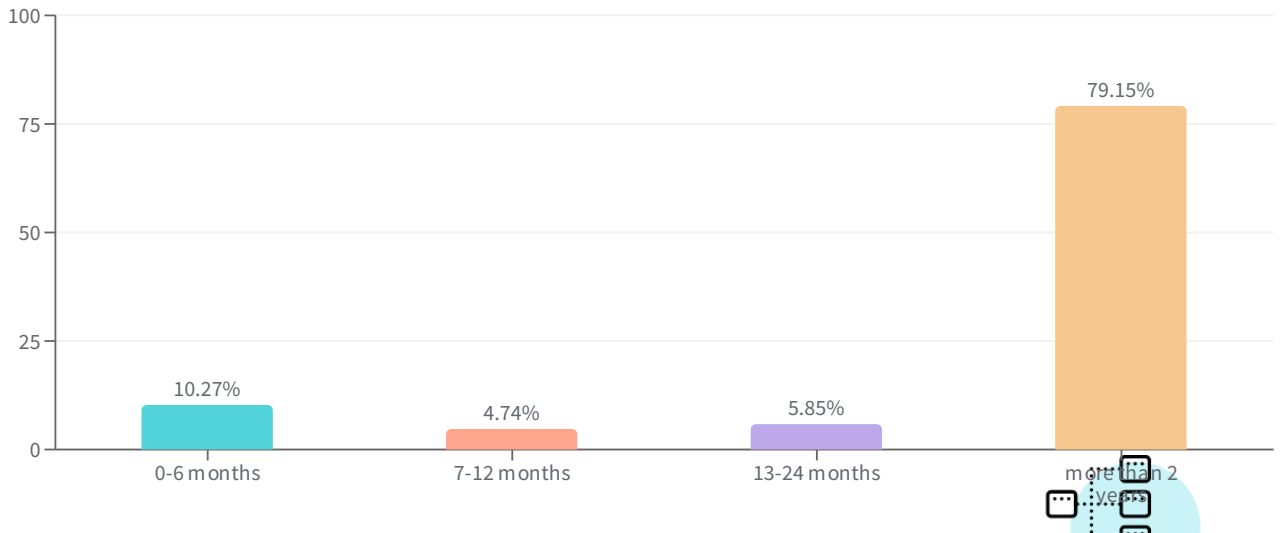


ANSWER CHOICES	RESPONSES	RESPONSE PERCENTAGE
All year - 12 months	582	91.37%
Summer season	38	5.97%
Winter season	17	2.67%

QUESTION 06 | MULTIPLE CHOICE

How long do you plan to work in Big Sky?

Answered: **633** Skipped: **12**



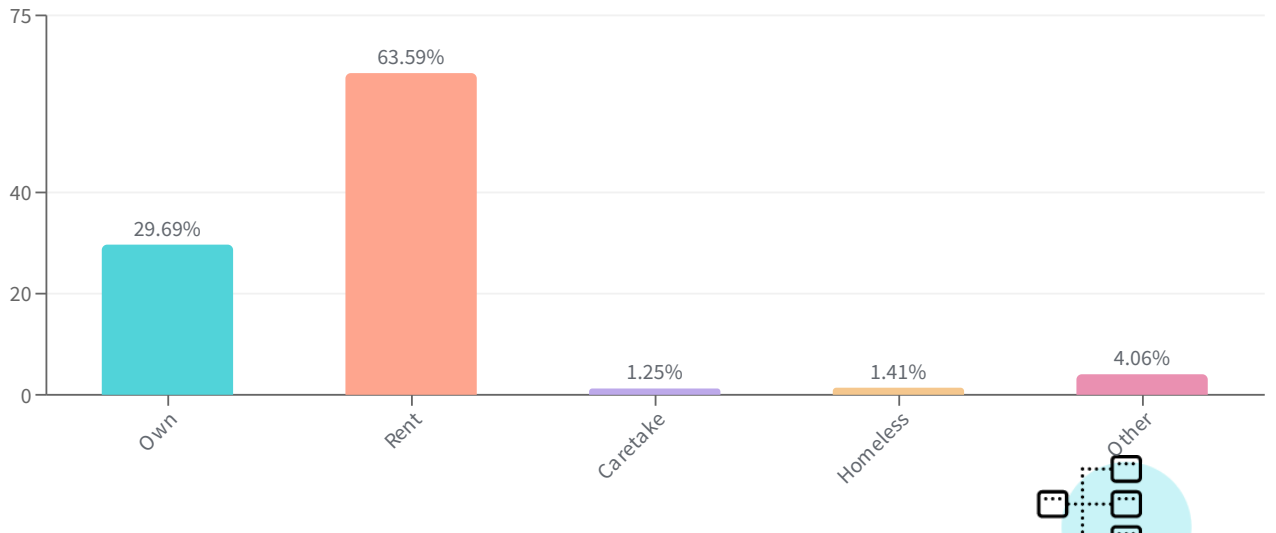
ANSWER CHOICES	RESPONSES	RESPONSE PERCENTAGE
0-6 months	65	10.27%
7-12 months	30	4.74%
13-24 months	37	5.85%
more than 2 years	501	79.15%



QUESTION 07 | MULTIPLE CHOICE

Do you currently own or rent?

Answered: 640 Skipped: 5



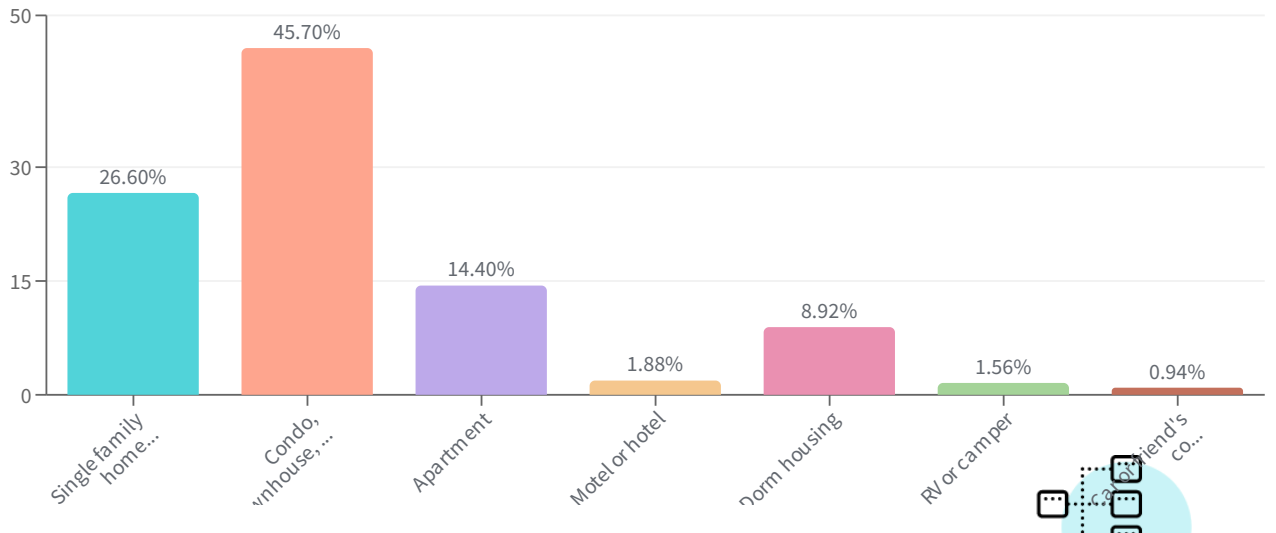
ANSWER CHOICES	RESPONSES	RESPONSE PERCENTAGE
Own	190	29.69%
Rent	407	63.59%
Caretake	8	1.25%
Homeless	9	1.41%
Other	26	4.06%



QUESTION 09 | MULTIPLE CHOICE

In what type of home do you now live?

Answered: 639 Skipped: 6

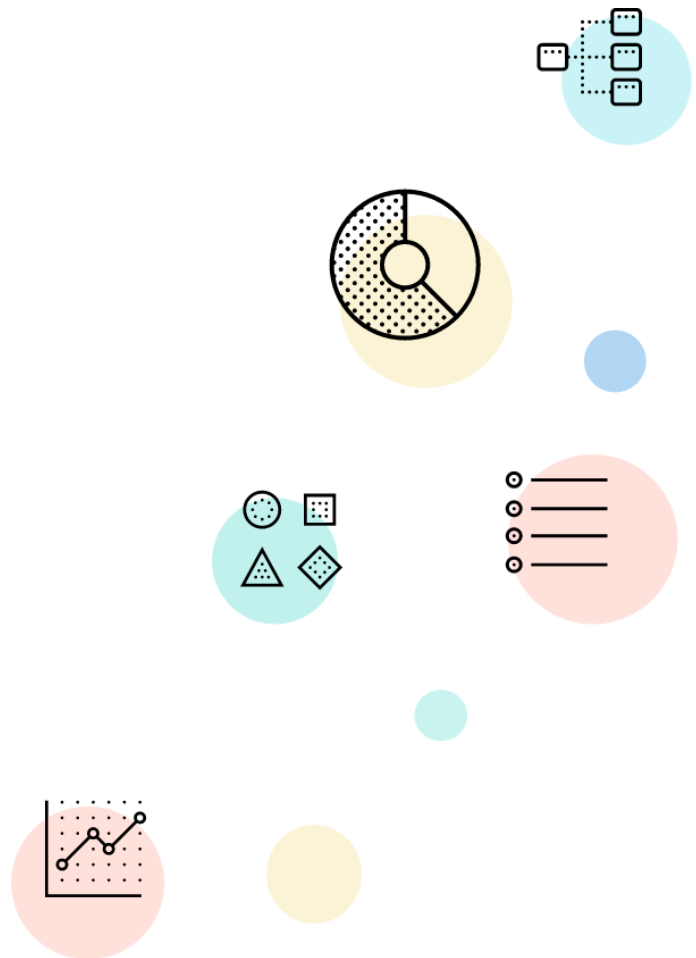


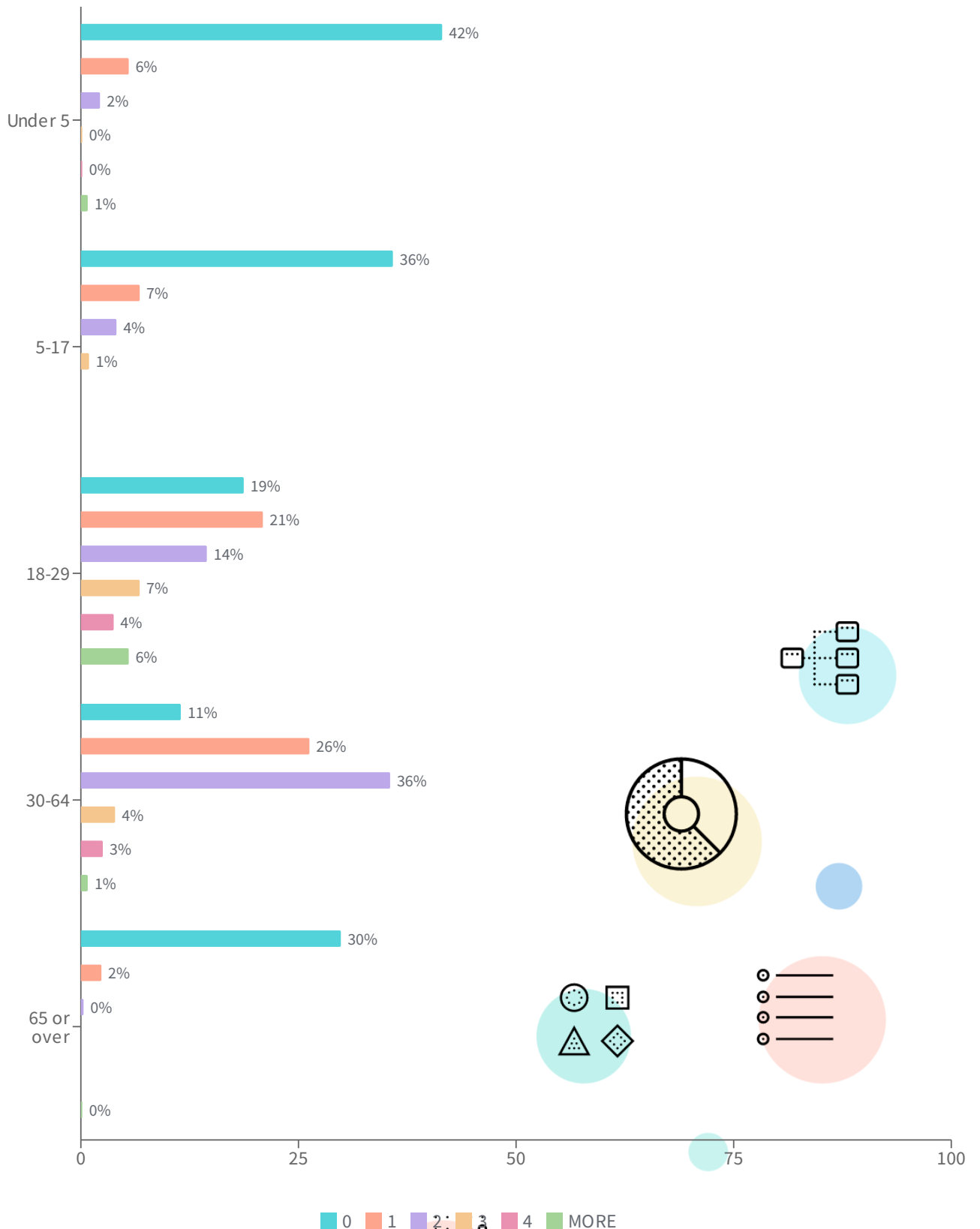
ANSWER CHOICES ▾	RESPONSES ▾	RESPONSE PERCENTAGE ▾
Single family home, cabin	170	26.60%
Condo, townhouse, or duplex	292	45.70%
Apartment	92	14.40%
Motel or hotel	12	1.88%
Dorm housing	57	8.92%
RV or camper	10	1.56%
Car or friend's couch	6	0.94%

QUESTION 10 | MATRIX

How many people of each age group live in your home?

Answered: 636 Skipped: 5

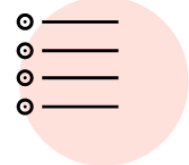




	0	1	2
Under 5	264 (41.51%)	35 (5.50%)	14 (2.20%)

	0	1	2
5-17	228 (35.85%)	43 (6.76%)	26 (4.09%)
18-29	119 (18.71%)	133 (20.91%)	92 (14.47%)
30-64	73 (11.48%)	167 (26.26%)	226 (35.53%)
65 or over	190 (29.87%)	15 (2.36%)	2 (0.31%)
Total	874 (27.48%)	393 (12.36%)	360 (11.32%)

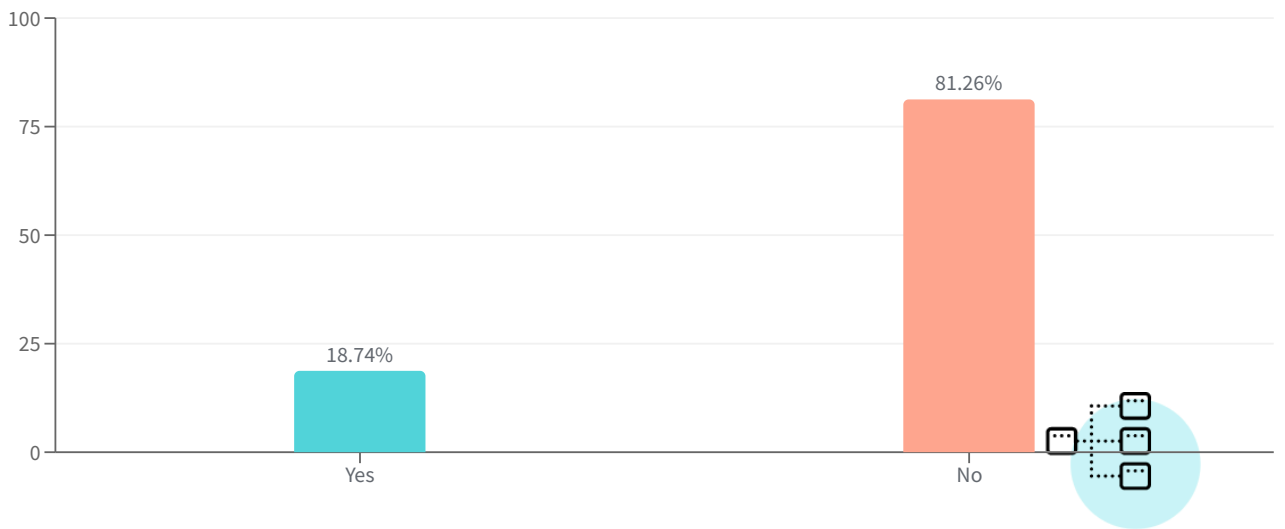
	3	4	MORE
Under 5	1 (0.16%)	1 (0.16%)	5 (0.79%)
5-17	6 (0.94%)	0 (0.00%)	0 (0.00%)
18-29	43 (6.76%)	24 (3.77%)	35 (5.50%)
30-64	25 (3.93%)	16 (2.52%)	5 (0.79%)
65 or over	0 (0.00%)	0 (0.00%)	1 (0.16%)
Total	75 (2.36%)	41 (1.29%)	46 (1.45%)




QUESTION 11 | YES OR NO

Do you currently receive housing assistance from you employer?

Answered: 635 Skipped: 7



ANSWER CHOICES	RESPONSES	RESPONSE PERCENTAGE
Yes	119	18.74%
No	516	81.26%

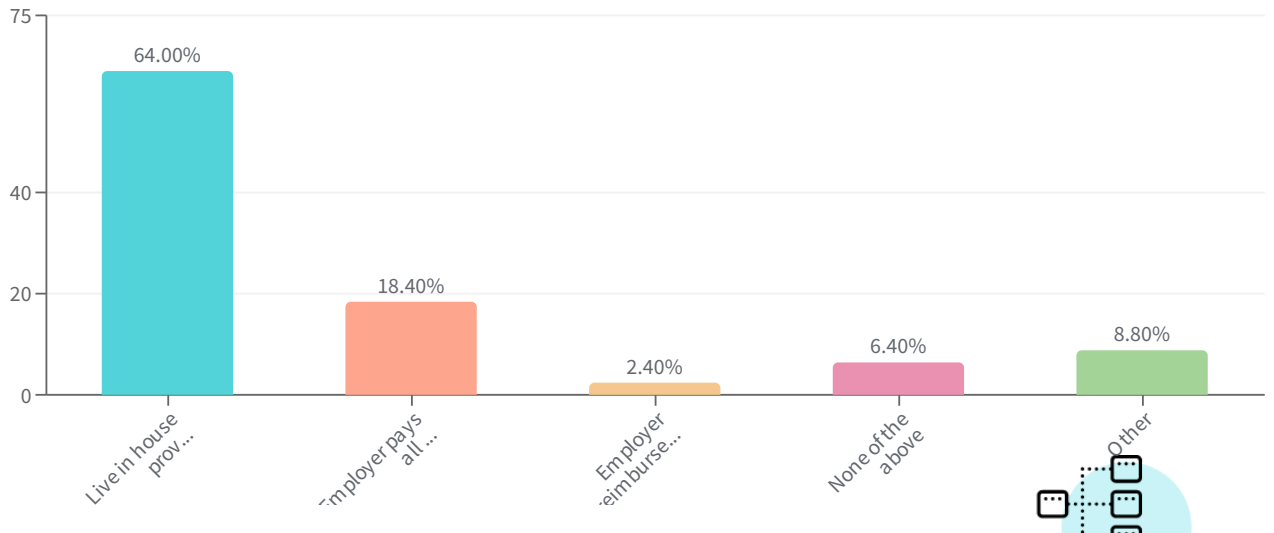


QUESTION 12 | MULTIPLE CHOICE

What type of assistance do you get?

(Select all that apply.)

Answered: **115** Skipped: **4**



ANSWER CHOICES	RESPONSES	RESPONSE PERCENTAGE
Live in house provided by employer	80	64.00%
Employer pays all or part of my rent	23	18.40%
Employer reimburses for commute cost	3	2.40%
None of the above	8	6.40%
Other	11	8.80%

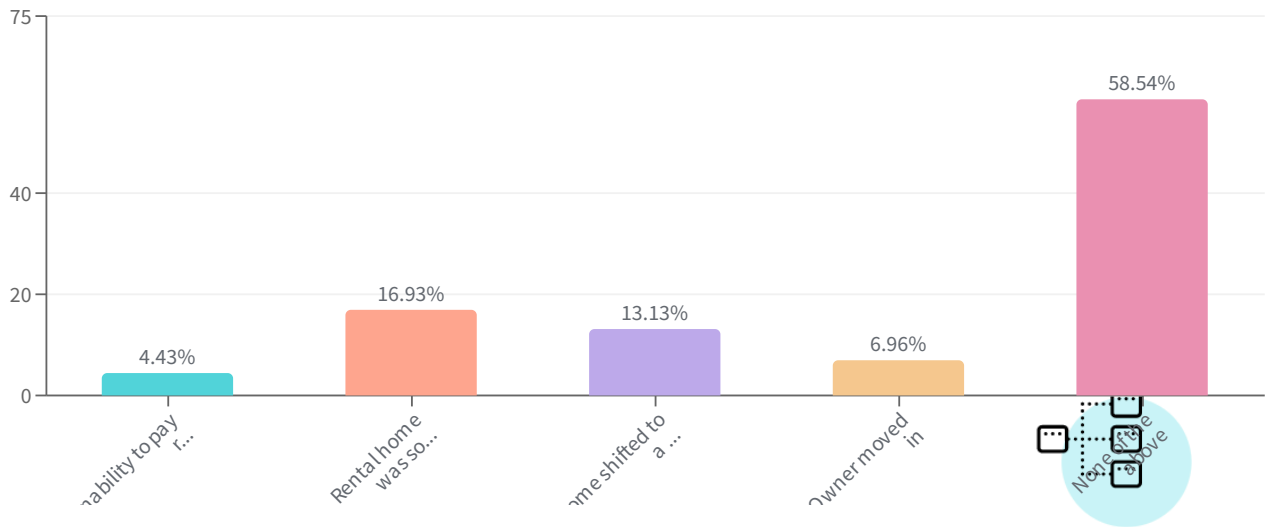


QUESTION 13 | MULTIPLE CHOICE

If you rent your home, have you been forced to move within the past three years due to

(Select all that apply.)

Answered: 566 Skipped: 75



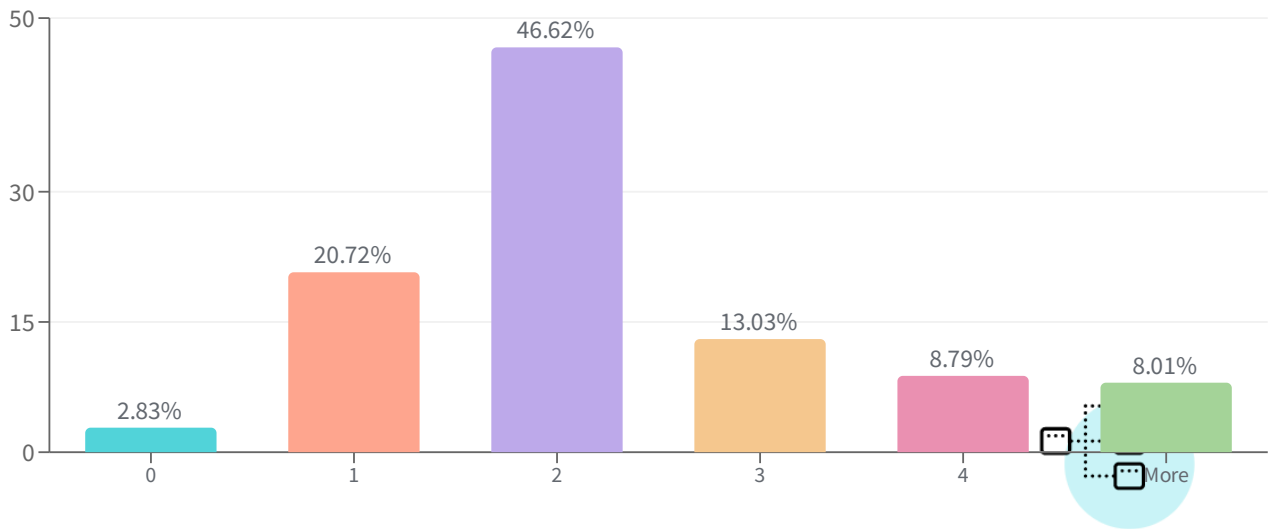
ANSWER CHOICES	RESPONSES	RESPONSE PERCENTAGE
Inability to pay rent	28	4.43%
Rental home was sold	107	16.93%
Home shifted to a short term vacation rental	83	13.13%
Owner moved in	44	6.96%
None of the above	370	58.54%




QUESTION 14 | MULTIPLE CHOICE

How many adults over the age of 18 living in your home are employed?

Answered: **637** Skipped: **7**



ANSWER CHOICES	RESPONSES	RESPONSE PERCENTAGE
0	18	2.83%
1	132	20.72%
2	297	46.62%
3	83	13.03%
4	56	8.79%
More	51	8.01%

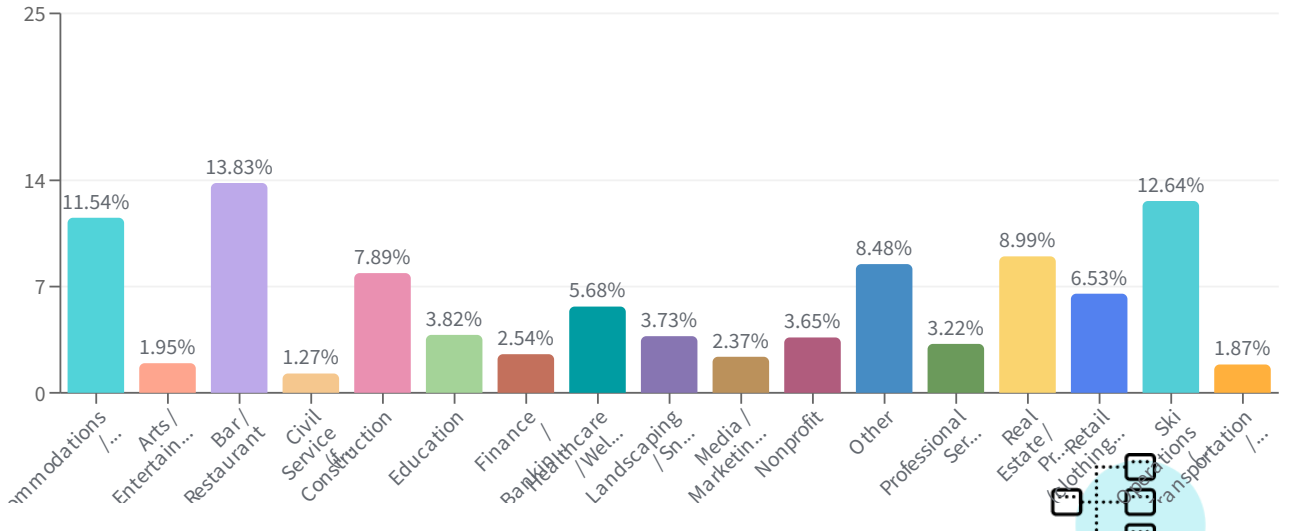


QUESTION 15 | MULTIPLE CHOICE

In what industries do the adults living in your home work?

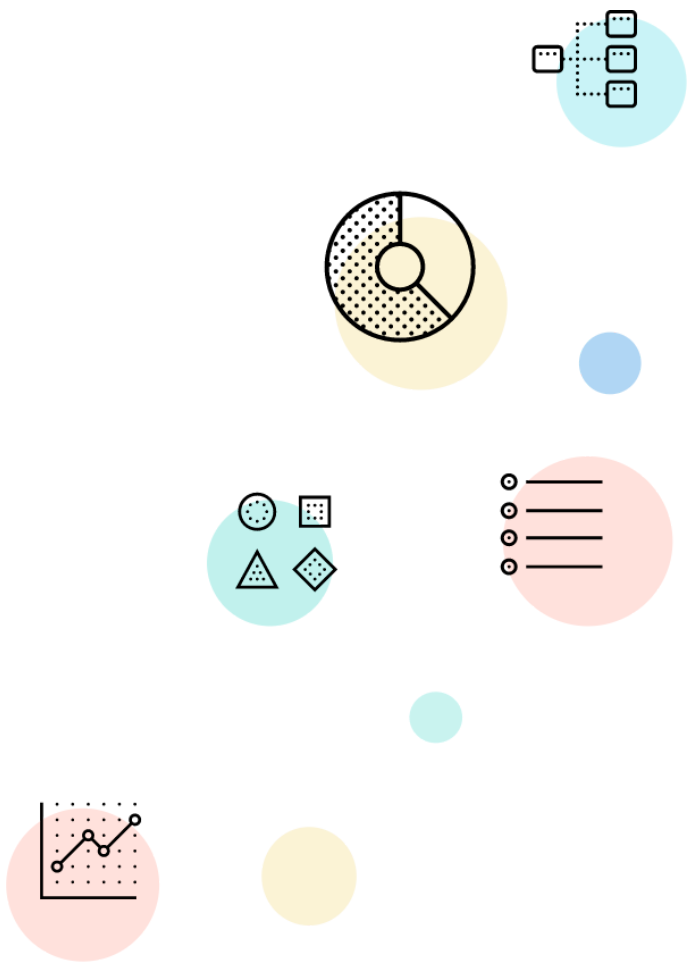
(Select all that apply.)

Answered: **633** Skipped: **8**



ANSWER CHOICES	RESPONSES	RESPONSE PERCENTAGE
Accommodations / Lodging	136	11.54%
Arts / Entertainment	23	1.95%
Bar / Restaurant	163	13.83%
Civil Service (fire, sheriff)	15	1.27%
Construction	93	7.89%
Education	45	3.82%
Finance / Banking / Insurance	30	2.54%
Healthcare / Wellness	67	5.68%
Landscaping / Snow Removal	44	3.73%
Media / Marketing	28	2.37%

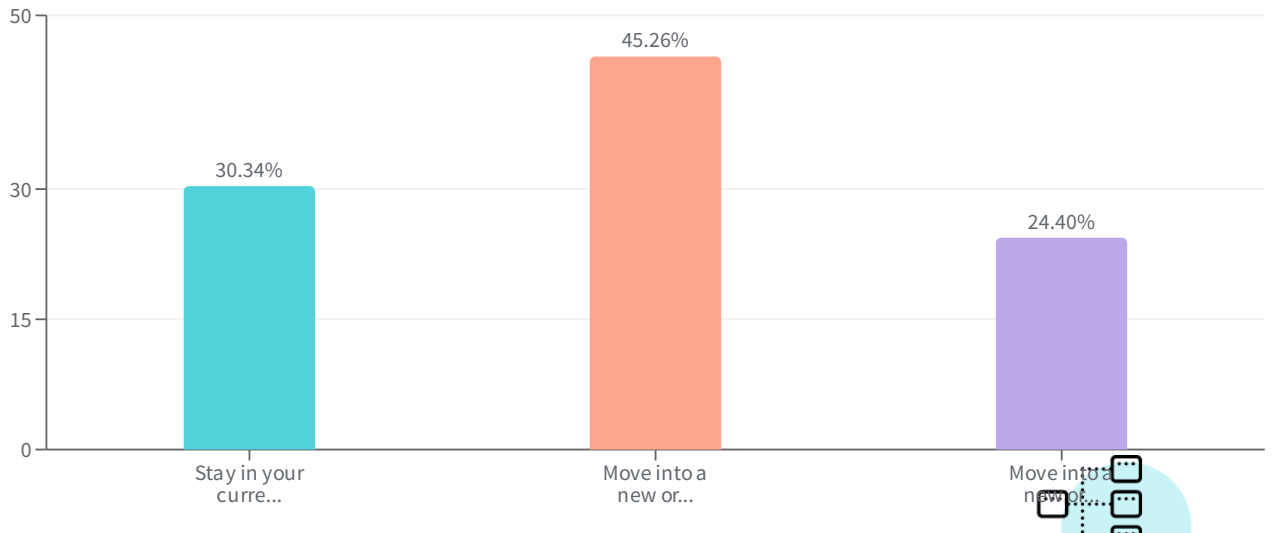
ANSWER CHOICES	RESPONSES	RESPONSE PERCENTAGE
Nonprofit	43	3.65%
Other	100	8.48%
Professional Services (legal, architect, engineering)	38	3.22%
Real Estate / Property Management	106	8.99%
Retail (clothing, recreation, grocery, etc.)	77	6.53%
Ski Operations (patroller, instructor, maintenance, etc.)	149	12.64%
Transportation / Utilities	22	1.87%



QUESTION 16 | MULTIPLE CHOICE

Within the next three years, do you want to

Answered: 623 Skipped: 20

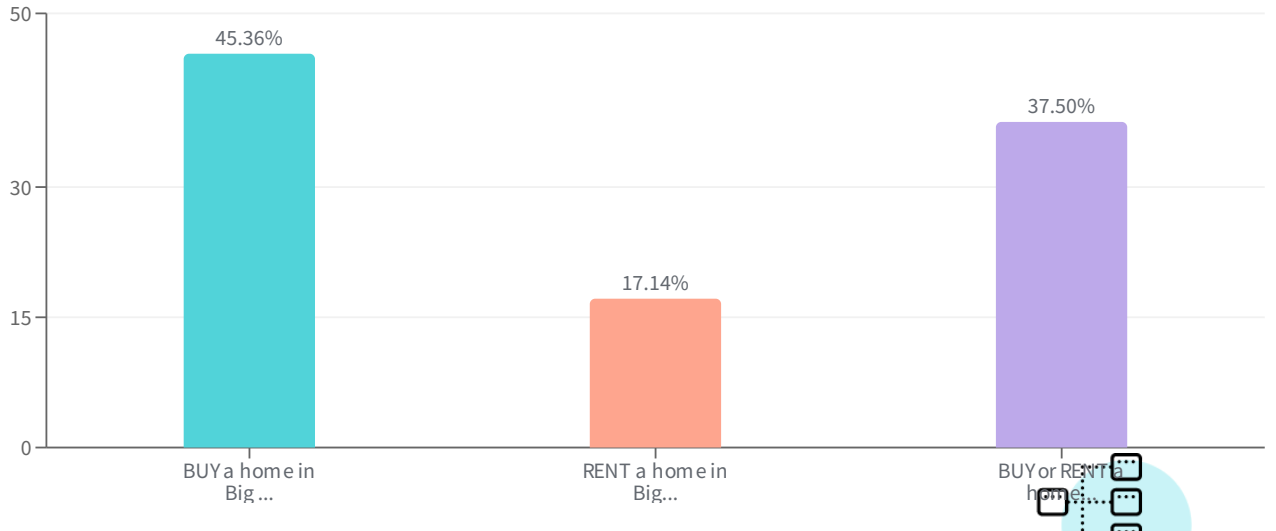


ANSWER CHOICES	RESPONSES	RESPONSE PERCENTAGE
Stay in your current residence	189	30.34%
Move into a new or different home in Big Sky	282	45.26%
Move into a new or different home outside Big Sky	152	24.40%

QUESTION 17 | MULTIPLE CHOICE

Do you want to

Answered: 280 Skipped: 2



ANSWER CHOICES	RESPONSES	RESPONSE PERCENTAGE
BUY a home in Big Sky	127	45.36%
RENT a home in Big Sky	48	17.14%
BUY or RENT a home in Big Sky	105	37.50%

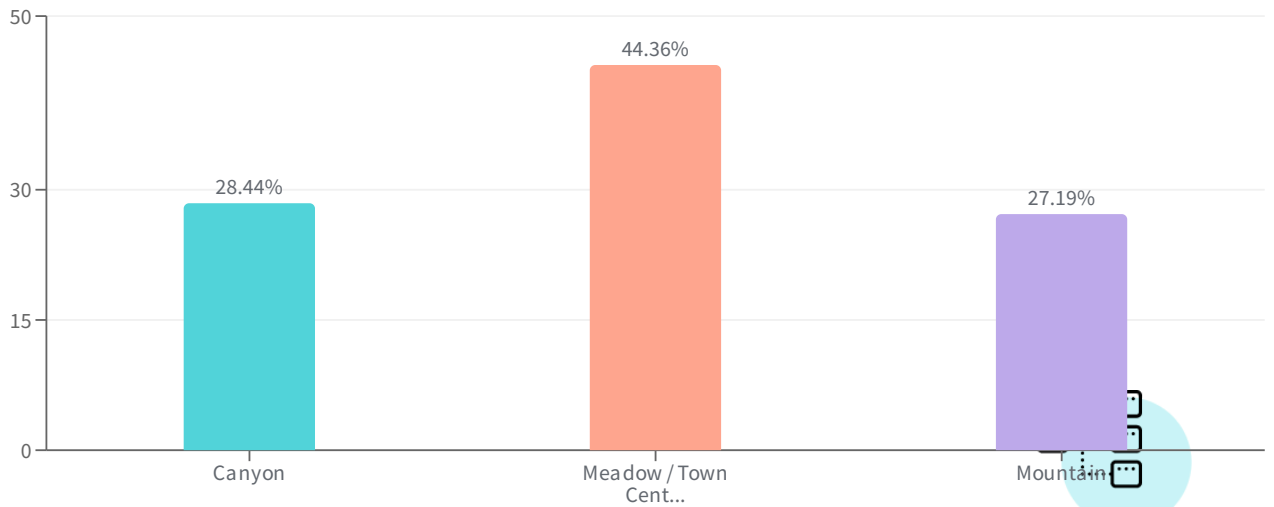


QUESTION 18 | RANK ORDER

Which area of Big Sky would be your preference to live assuming housing costs would be the same in each area?

Please rank order

Answered: 596 Skipped: 38



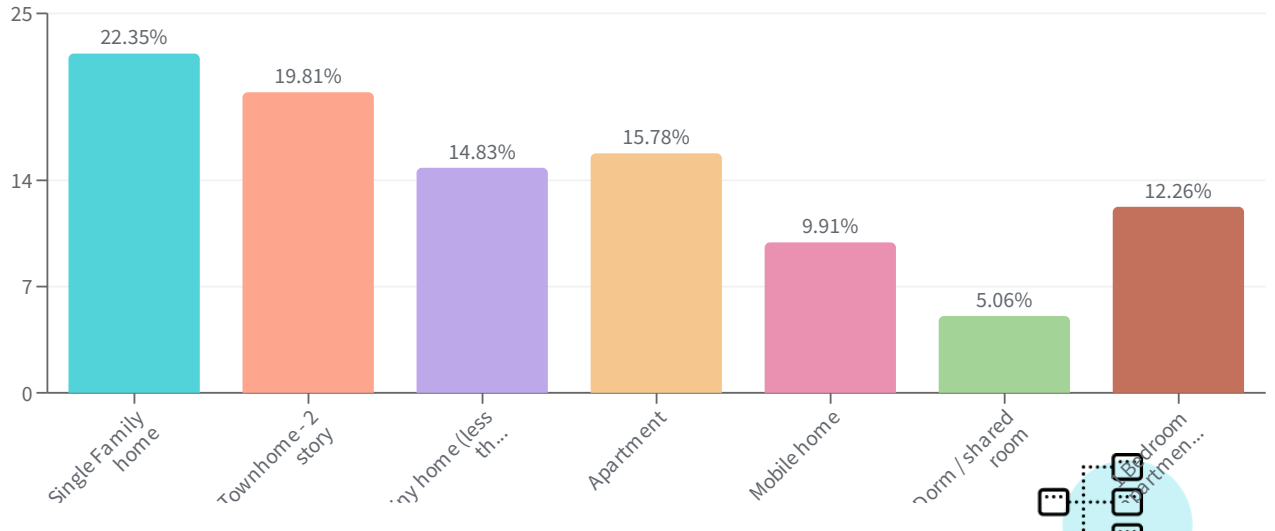
ANSWER CHOICES	AVERAGE	RESPONSE PERCENTAGE
Canyon	339.05	28.44%
Meadow / Town Center	528.82	44.36%
Mountain	324.13	27.19%

QUESTION 20 | RANK ORDER

Which type of home would you prefer?

Please rank

Answered: **616** Skipped: **23**

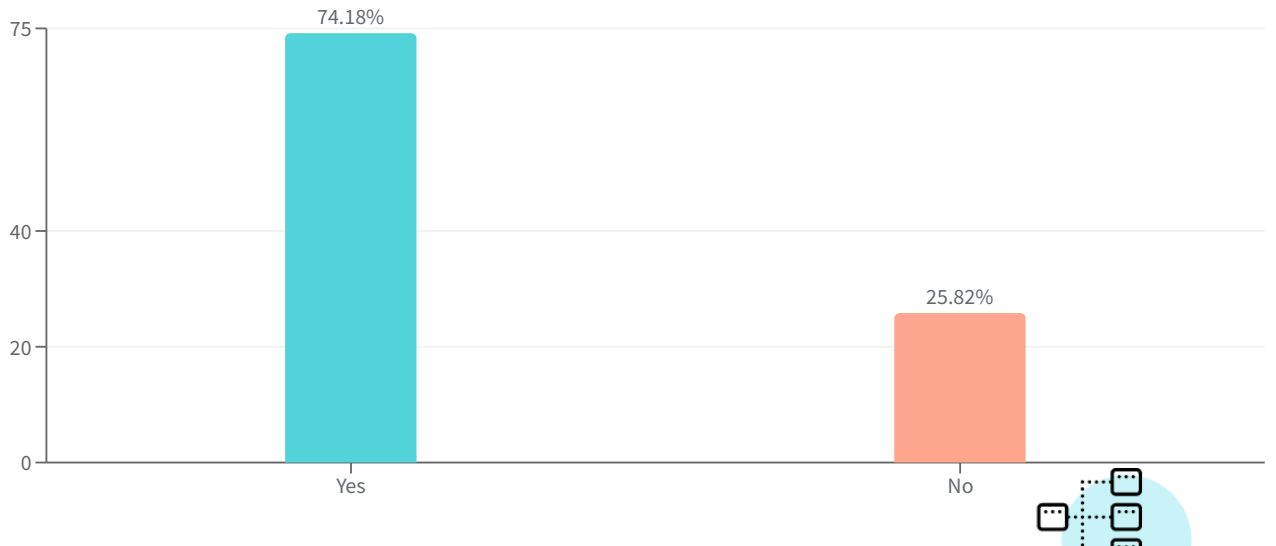


ANSWER CHOICES	AVERAGE	RESPONSE PERCENTAGE
Single Family home	550.81	22.35%
Townhome - 2 story	488.02	19.81%
Tiny home (less than 650 sq ft)	365.35	14.83%
Apartment	388.82	15.78%
Mobile home	244.20	9.91%
Dorm / shared room	124.78	5.06%
1 Bedroom apartment above a garage w/ separate entrance	302.02	12.26%

QUESTION 21 | YES OR NO

Do you have pets or do you want to have pets?

Answered: **639** Skipped: **6**



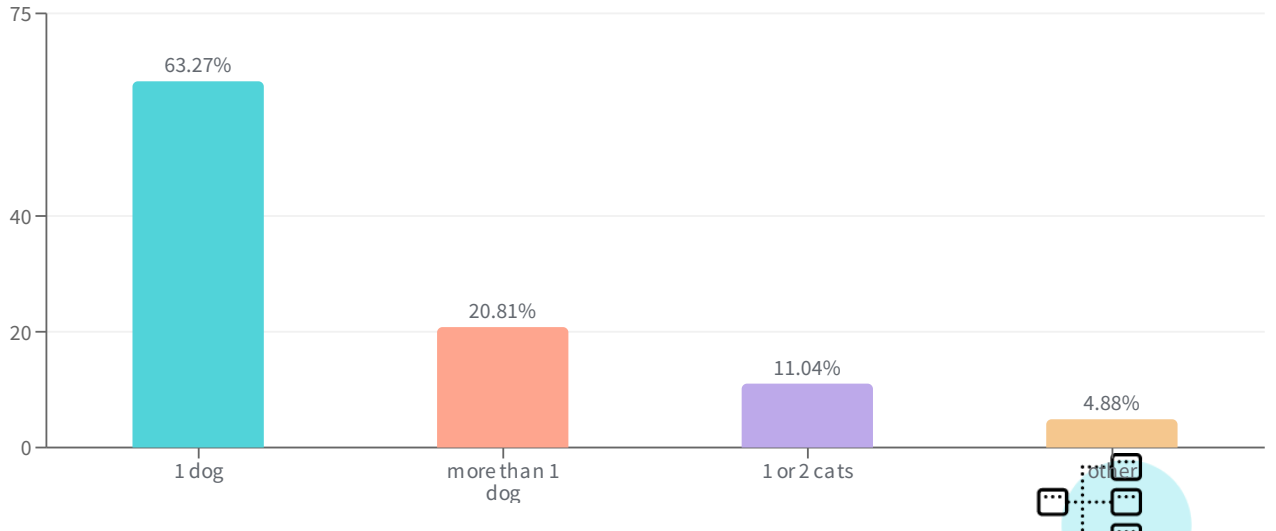
ANSWER CHOICES	RESPONSES	RESPONSE PERCENTAGE
Yes	474	74.18%
No	165	25.82%



QUESTION 22 | MULTIPLE CHOICE

What type of pets?

Answered: 471 Skipped: 3

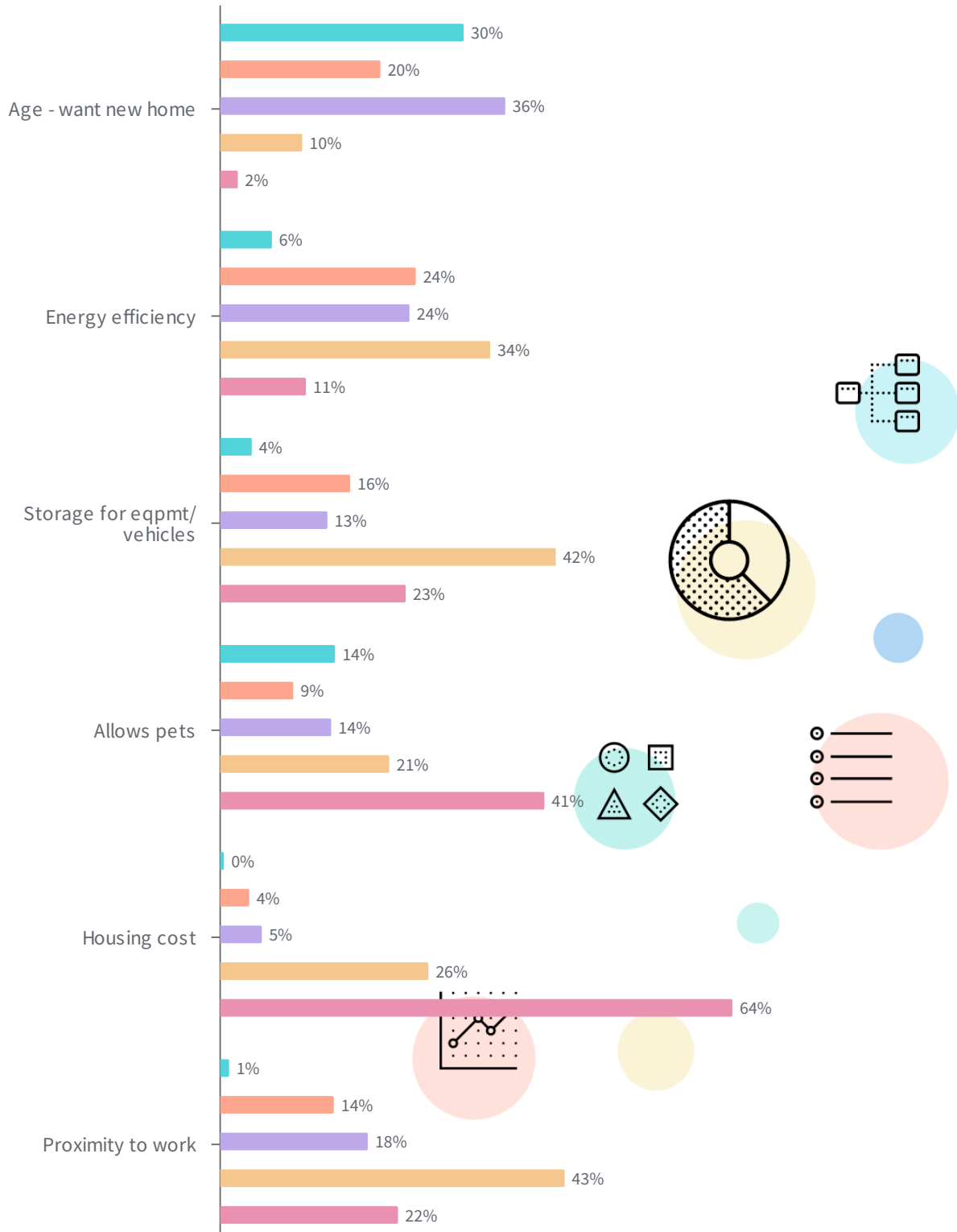


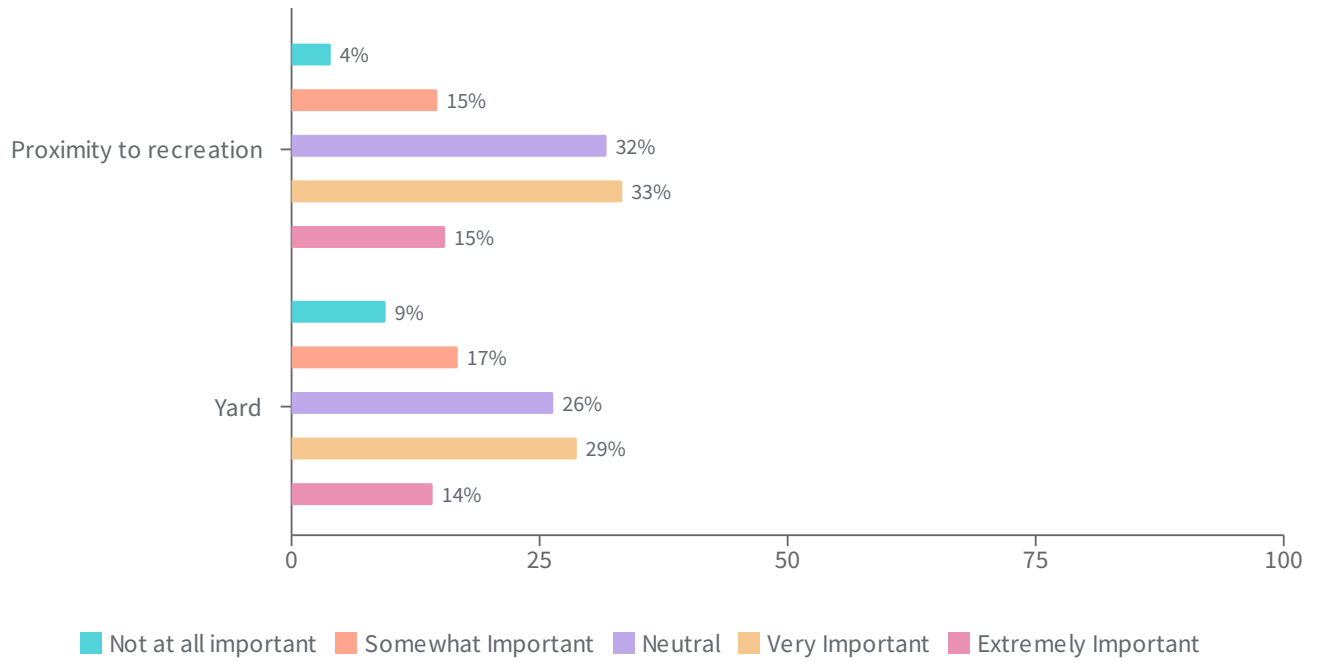
ANSWER CHOICES	RESPONSES	RESPONSE PERCENTAGE
1 dog	298	63.27%
more than 1 dog	98	20.81%
1 or 2 cats	52	11.04%
other	23	4.88%






QUESTION 23 | MATRIX



Please rank how important these features are when looking for a place to live.


Answered: 633 Skipped: 9





	 NOT AT ALL IMPORTANT	 SOMEWHAT IMPORTANT	 NEUTRAL
Age - want new home	193 (30.49%)	127 (20.06%)	226 (35.70%)
Energy efficiency	41 (6.48%)	155 (24.49%)	150 (23.70%)
Storage for eqpmt/ vehicles	25 (3.95%)	103 (16.27%)	85 (13.43%)
Allows pets	91 (14.38%)	58 (9.16%)	88 (13.90%)
Housing cost	3 (0.47%)	23 (3.63%)	33 (5.21%)
Proximity to work	7 (1.11%)	90 (14.22%)	117 (18.48%)
Proximity to recreation	25 (3.95%)	93 (14.69%)	201 (31.75%)
Yard	60 (9.48%)	106 (16.75%)	167 (26.38%)
Total	445 (8.79%)	755 (14.91%)	1067 (21.07%)
	 VERY IMPORTANT	 EXTREMELY IMPORTANT	
Age - want new home	65 (10.27%)	14 (2.21%)	
Energy efficiency	214 (33.81%)	68 (10.74%)	

	 VERY IMPORTANT	 EXTREMELY IMPORTANT
Storage for eqpmt/ vehicles	266 (42.02%)	147 (23.22%)
Allows pets	134 (21.17%)	257 (40.60%)
Housing cost	165 (26.07%)	406 (64.14%)
Proximity to work	273 (43.13%)	141 (22.27%)
Proximity to recreation	211 (33.33%)	98 (15.48%)
Yard	182 (28.75%)	90 (14.22%)
Total	1510 (29.82%)	1221 (24.11%)



Thank You !

We really appreciate your time and feedback.

